FIRST ANGLE PROJECTION

(ALL DIMENSIONS ARE IN mm)

DRG. NO. . SHT. 1 OF 2

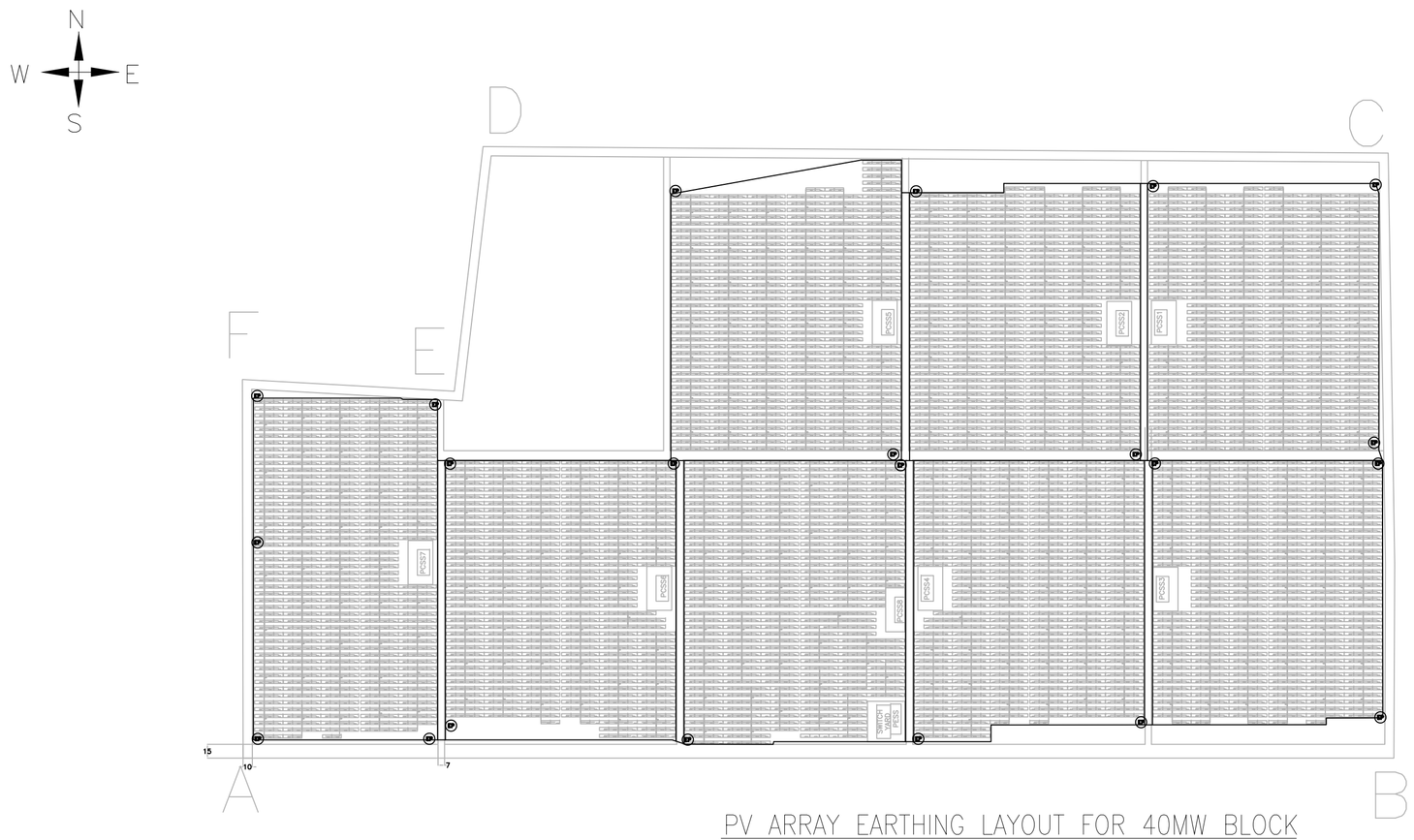

PV ARRAY EARTHING LAYOUT FOR 40MW BLOCK

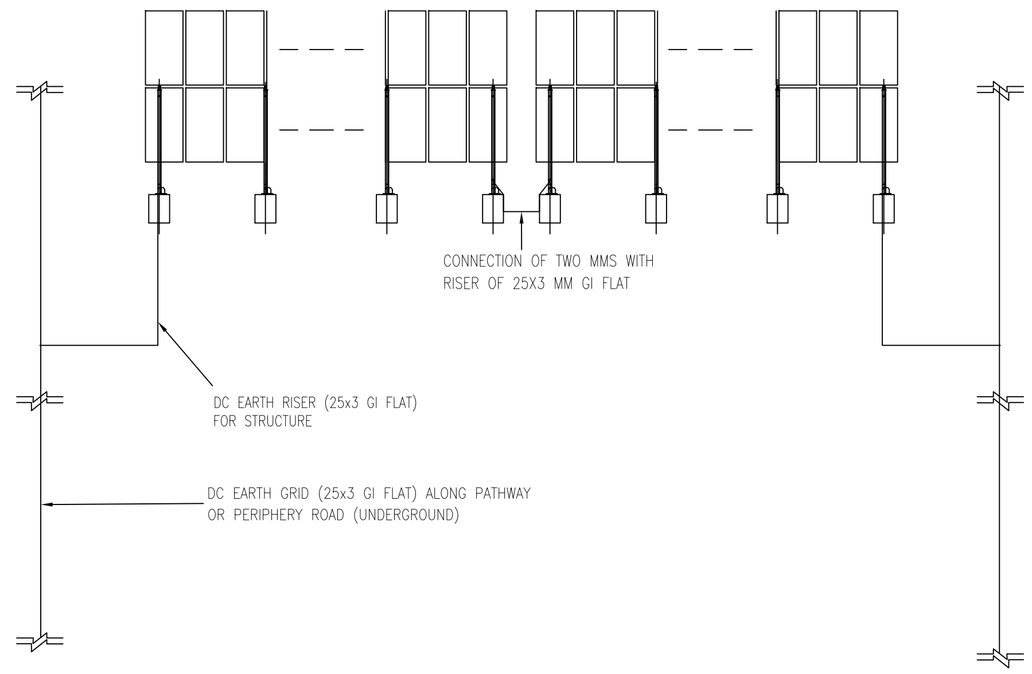

TYPICAL CONNECTION OF STRUCTURE WITH DC EARTH GRID FOR EACH ROW

NOTES:

1. PLOT FENCING POST SHALL BE EARTHED AT EVERY 100MM
2. OUTERMOST EARTH SUB SOIL CONDUCTOR AND PIT SHALL RUN 500MM AWAY FROM EXTREME MMS POST FOUNDATION TOWARDS FENCE.
3. EACH MODULE MOUNTING STRUCTURE (MMS), SPV MODULE FRAMES, MOUNTING ARRANGEMENT FOR STRING MONITORING BOXES, METALLIC JUNCTION BOXES, METAL FRAMES/PANELS, METALLIC PIPES OF THE SOLAR ARRAY SHALL BE EFFECTIVELY ERATHED BY TWO SEPARATE AND DISTINCT CONNECTIONS TO EARTHING SYSTEM.

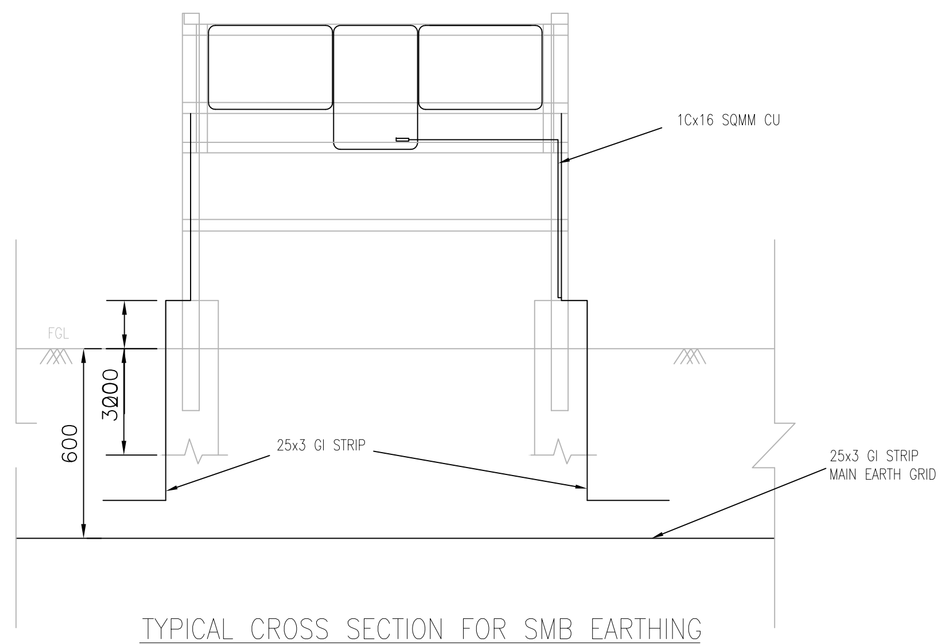

TYPICAL CROSS SECTION FOR SMB EARTHING

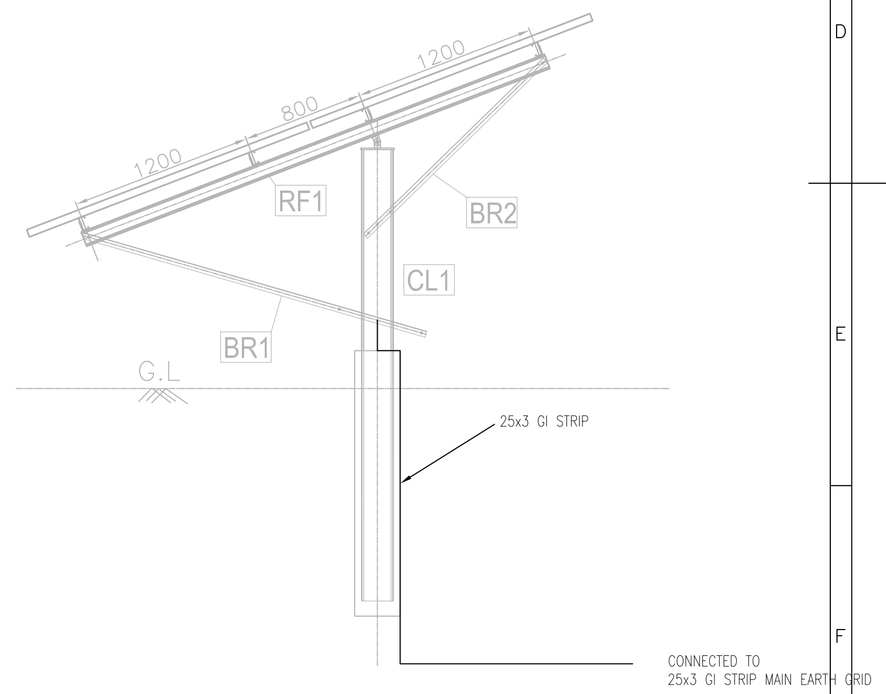

TYPICAL DC GRID TO STRUCTURE CONNECTION

BILL OF MATERIAL FOR EACH INVERTER ROOM

SYMBOL	TYPE OF EQUIPMENT TO BE EARTHED	EARTH SIZE	QTY.
————	MAIN EARTH GRID	25x3 G.I. STRIP	8500 MTRS.
————	EARTHING OF MODULE & SMB	25x3 G.I. STRIP	16000 MTRS.
(EP)	40mm DIA, 3000mm LONG MS ROD ELECTRODE IN TREATED EARTH PIT (ELECTRICAL)	–	22 NOS.

For Tender Purpose Only

THE INFORMATION ON THIS DOCUMENT IS THE PROPERTY OF BHARAT HEAVY ELECTRICALS LIMITED. IT MUST NOT BE USED DIRECTLY OR INDIRECTLY IN ANY WAY DETRIMENTAL TO THE INTEREST OF THE COMPANY

GENERAL DIMENSIONAL LIMITS,FITS & TOLERANCES AS PER HY0230261

INVENTORY NO | SIGN. AND DATE | REF. DRG. NO. | COMPUTER FILE NAME

REV.	DATE	ALTERED	REV.	DATE	ALTERED	REV.	DATE	ALTERED	REV.	DATE	ALTERED	REV.	DATE	ALTERED	REV.	DATE	ALTERED	REV.	DATE	ALTERED	REV.	DATE	ALTERED
		CHD/APPD			CHD/APPD			CHD/APPD			CHD/APPD			CHD/APPD			CHD/APPD			CHD/APPD			CHD/APPD
ZONE			ZONE			ZONE			ZONE			ZONE			ZONE			ZONE			ZONE		

PROJECT : 65MWp SOLAR POWER PLANT

CUSTOMER : CONSULTANT : NEYVELI LIGNITE CORPORATION LTD. NEYVELI-TAMILNADU

BHARAT HEAVY ELECTRICALS LTD. UNIT : PE&SD-HYDERABAD

	NAME	SIGN.	DATE	NO.OF VAR.
DRN.	K.V.NAGENDRA		08.06.16	N.A.
CHD.	P SURESH		08.06.16	
APPD.	J K PATTANAIK		08.06.16	

DEPT.	UNTOL. DIMS.	SCALE	WEIGHT (KG)	REF. TO ASSY. DRG.	ITEM NO.	NO.OF ITEMS
PE&SD CODE 450	GR. g/m/y	1:70	N.A.	N.A.	N.A.	N.A.

TITLE: PV ARRAY EARTHING LAYOUT

CARD CODE: NA

DRAWING NO. PY-LJ-0M088-2001-01 REV. 00

SHT. No 01 NO. OF SHT. 02

FIRST ANGLE PROJECTION

(ALL DIMENSIONS ARE IN mm)

SHT. 2 OF 2

DRG. NO.

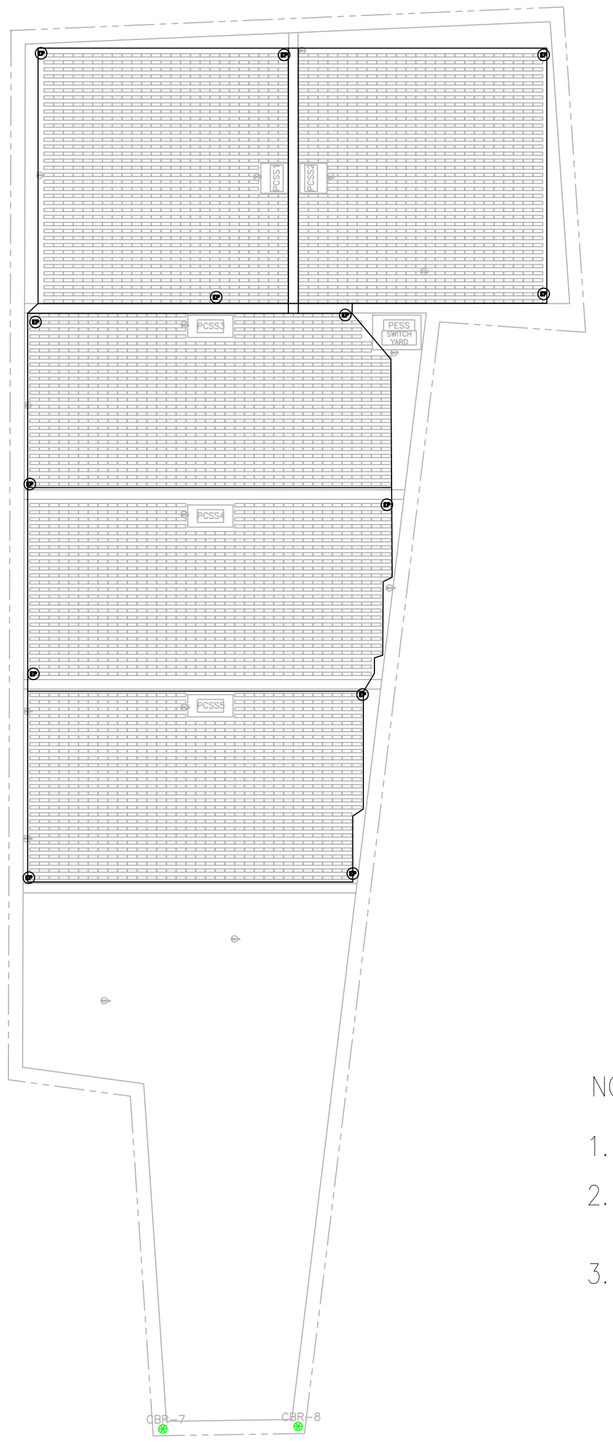

PV ARRAY EARTH LAYOUT FOR 25MW BLOCK

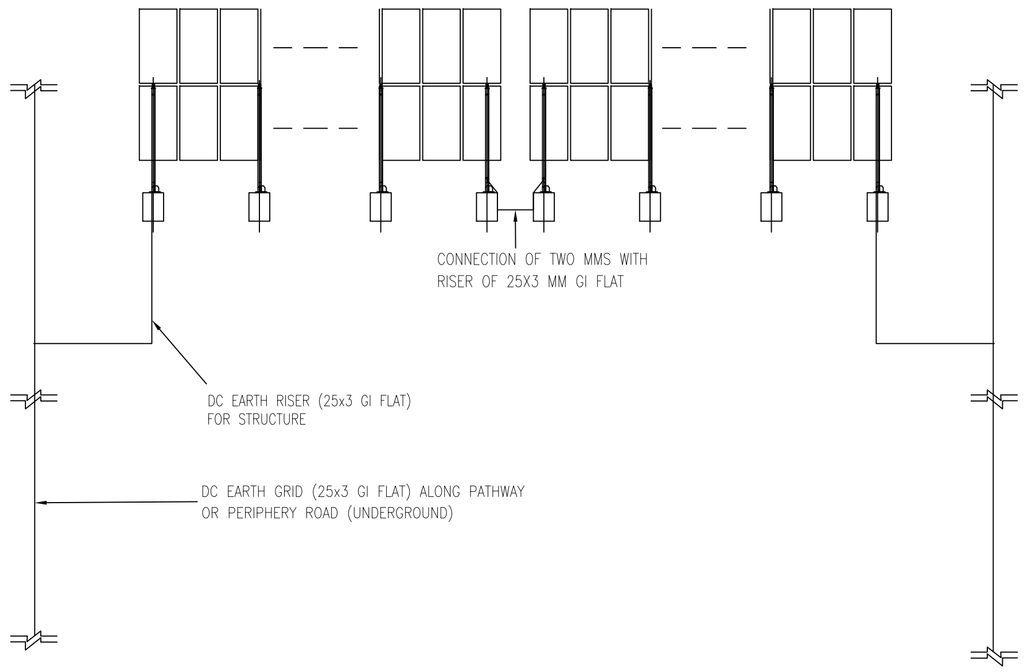

TYPICAL CONNECTION OF STRUCTURE WITH DC EARTH GRID FOR EACH ROW

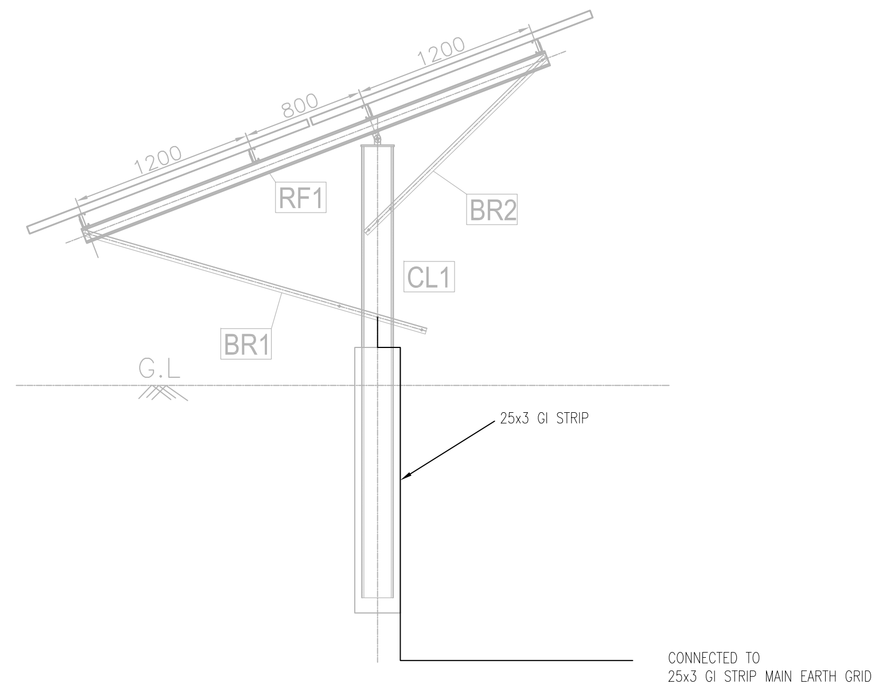

TYPICAL DC GRID TO STRUCTURE CONNECTION

NOTES:

1. PLOT FENCING POST SHALL BE EARTHED AT EVERY 100MM
2. OUTERMOST EARTH SUB SOIL CONDUCTOR AND PIT SHALL RUN 500MM AWAY FROM EXTREME MMS POST FOUNDATION TOWARDS FENCE.
3. EACH MODULE MOUNTING STRUCTURE (MMS), SPV MODULE FRAMES, MOUNTING ARRANGEMENT FOR STRING MONITORING BOXES, METALLIC JUNCTION BOXES, METAL FRAMES/PANELS, METALLIC PIPES OF THE SOLAR ARRAY SHALL BE EFFECTIVELY ERATHED BY TWO SEPARATE AND DISTINCT CONNECTIONS TO EARTHING SYSTEM.

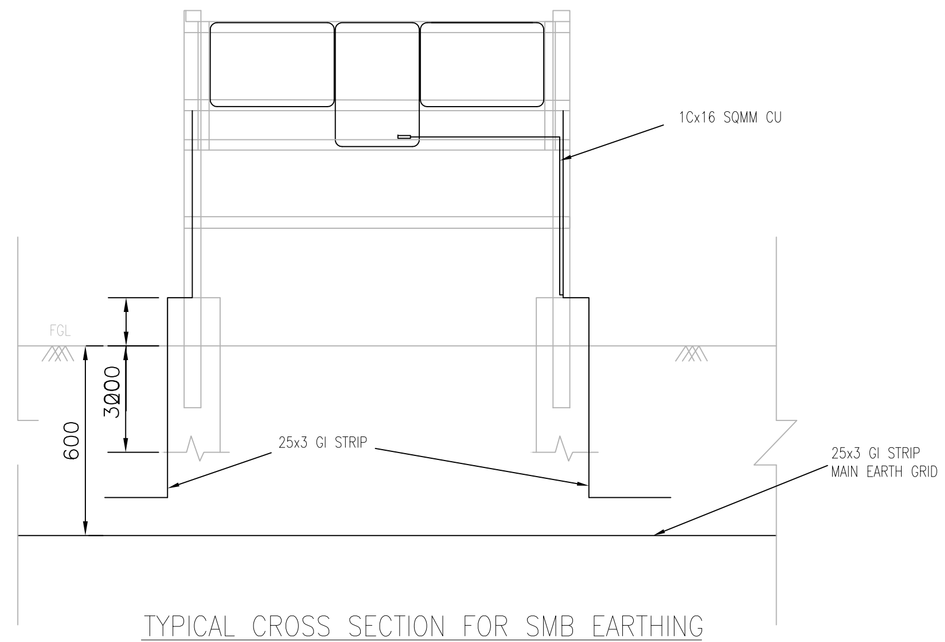

TYPICAL CROSS SECTION FOR SMB EARTHING

BILL OF MATERIAL FOR EACH INVERTER ROOM

SYMBOL	TYPE OF EQUIPMENT TO BE EARTHED	EARTH SIZE	QTY.
————	MAIN EARTH GRID	25x3 G.I. STRIP	5000 MTRS.
————	EARTHING OF MODULE & SMB	25x3 G.I. STRIP	9000 MTRS.
(EP)	40mm DIA, 3000mm LONG MS ROD ELECTRODE IN TREATED EARTH PIT (ELECTRICAL)	–	14 NOS.

For Tender Purpose Only

PROJECT : 65MWp SOLAR POWER PLANT

CUSTOMER : CONSULTANT : NEYVELI LIGNITE CORPORATION LTD. NEYVELI–TAMILNADU

BHARAT HEAVY ELECTRICALS LTD. UNIT : PE&SD–HYDERABAD

	NAME	SIGN.	DATE	NO.OF VAR.
DRN.	K.V.NAGENDRA		08.06.16	N.A.
CHD.	P SURESH		08.06.16	
APPD.	J K PATTANAIK		08.06.16	

DEPT.	UNTOL. DIMS.		SCALE	WEIGHT (KG)	REF. TO ASSY. DRG.	ITEM NO.	NO.OF ITEMS
PE&SD CODE 450	GR. g/m/f		1:70	N.A.	N.A.	N.A.	N.A.

TITLE: PV ARRAY EARTHING LAYOUT

CARD CODE: NA

DRAWING NO. PY-LJ-0M088-2001-01 REV. 00

SHT. No 02 NO. OF SHT. 02

REV.	DATE	ALTERED	CHD/APPD
ZONE			

THE INFORMATION ON THIS DOCUMENT IS THE PROPERTY OF BHARAT HEAVY ELECTRICALS LIMITED. IT MUST NOT BE USED DIRECTLY OR INDIRECTLY IN ANY WAY DETRIMENTAL TO THE INTEREST OF THE COMPANY

GENERAL DIMENSIONAL LIMITS,FITS & TOLERANCES AS PER HY0230261

INVENTORY NO | SIGN. AND DATE | REF. DRG. NO. | COMPUTER FILE NAME